



TIMELESS
SASH WINDOWS

Slim-Glaze

Solves the Design vs. Efficiency
Problem





"I love the Georgian era - the architecture rather than the interiors. I love the stone and stucco exteriors, high ceilings, architectural details, the symmetry, huge windows - it has a gloriously effortless elegance.

Dublin has its fair share of Georgian properties, as does London. I love to get my hands on these sorts of properties and really do them justice by reinstating their period features"

Jo Hamilton, Irish Independent

THE CHALLENGE

To achieve double glazing in traditional windows with slim glazing bars.

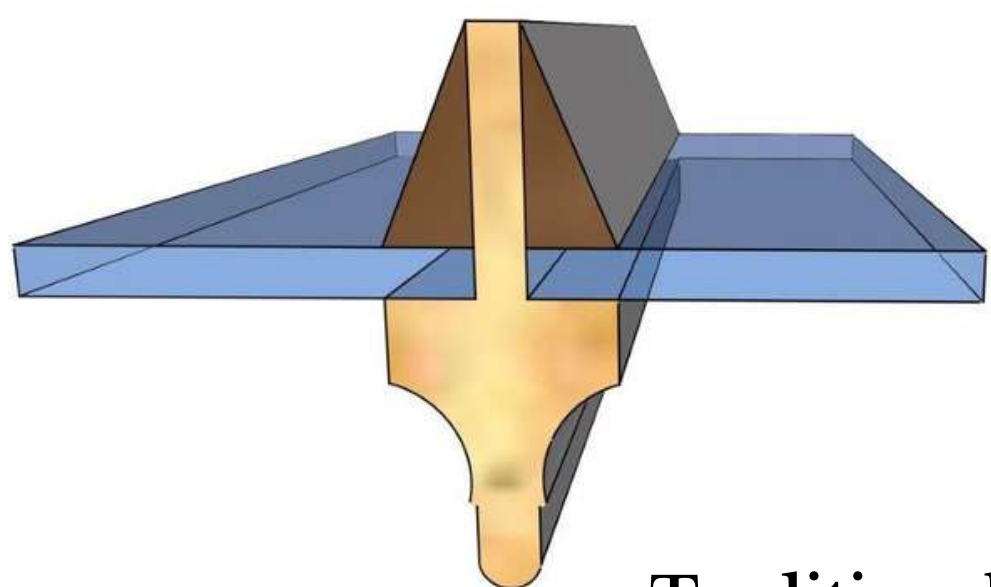
Historically, a 17-18mm glazing bar was used in period homes with single glazing. These have traditionally been too fine to hold double glazing, so homeowners could not avail of improvements in home energy efficiency and keep the character of their 18th - 19th century property.



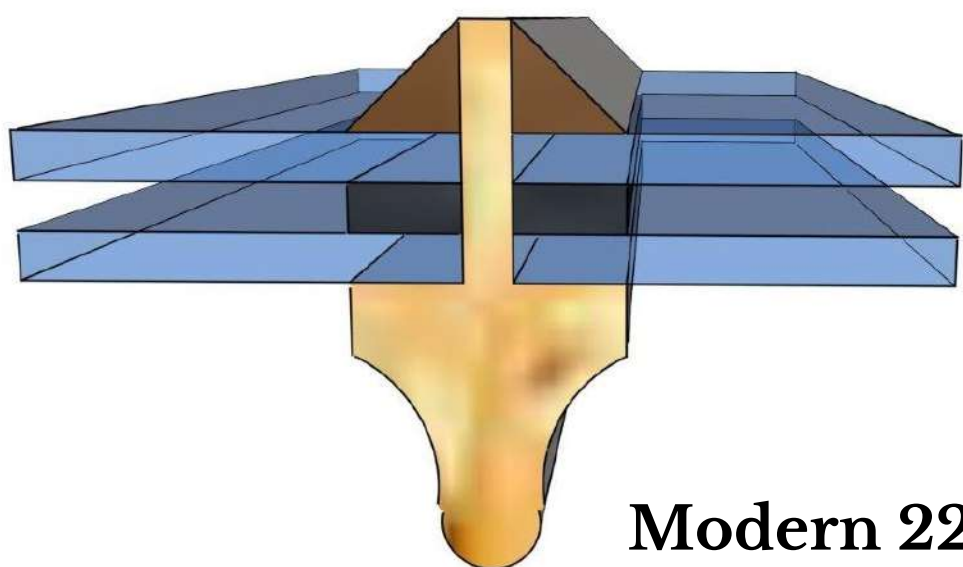
THE SOLUTION

Timeless Sash Windows solution is now patent pending and much loved by home owners, architects and designers.

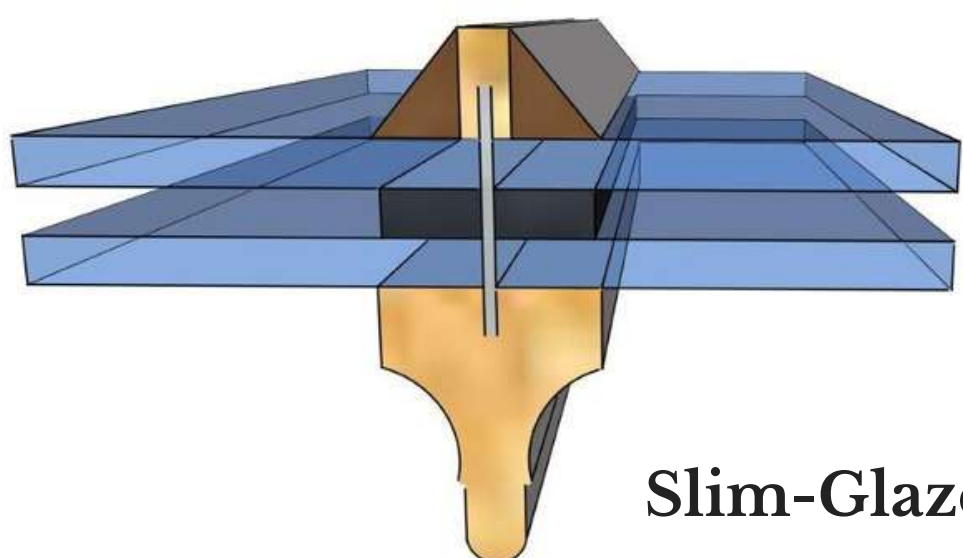
A stainless steel insert is attached to a bespoke timber moulding. We then use specialist slim - glazing filled with krypton gas. The external finish is pointed in an acrylic putty that is compatible with double glazing - identical to the original linseed putty but with improved performance.



Traditional 18mm single glazing bar



Modern 22mm glazing bar



Slim-Glaze double glazing

The Result

The character of 18th / 19th century properties are maintained whilst making the homes much more efficient.

Finally, all the elegance, beauty and sophistication of the era of traditional slim glazing bars with greatly improved thermal efficiency.



**PRESENTED BY TIMELESS SASH
WINDOWS**